



Thermistor overload relay for machine protection, 230V50/60Hz, with lock

Referencia EMT6-DB(230V)
Catalog No. 066401
Alternate Catalog No. EMT6-DB(230V)

Delivery program

Product range				EMT6 thermistor overload relay for machine protection
Function				Selector switch with/without manual reset For manual or remote resetting Test button Mains and fault LED display
Rated operational current				
AC-15				
240 V	I_e	A		3
AC--14				
300 V	I_e	A		3
400 V	I_e	A		3
				Value applies starting with release 001.
conventional thermal current	I_{th}	A		6
Rated control voltage	U_s	V		230 V 50/60 Hz
Notes				
Observe manual MN03407006Z-DE/EN.				
Can be snap fitted on a top-hat rail to IEC/EN 60715.				

Technical data

General

Standards				IEC/EN 60947, VDE 0660, EN 55011
Climatic proofing				Damp heat, constant, to IEC 60068-2-78; Damp heat, cyclic, to IEC 60068-2-30
Ambient temperature				
Open		°C		-25 - +60
Enclosed		°C		- 25 - 45
Storage		°C		- 45 - 85
Mounting position				As required
Weight		kg		0.15
Mechanical shock resistance half-sinusoidal shock 10 ms to IEC 60068-2-27		g		10
Degree of Protection				IP20
Protection against direct contact when actuated from front (EN 50274)				Finger and back-of-hand proof
Safe isolation to EN 61140				
between the contacts		V AC		250
between contacts and power supply		V AC		250

Auxiliary and control circuits

Rated impulse withstand voltage	U_{imp}	V AC		4000
Rated impulse withstand voltage	U_{imp}	V AC		6000
				Value applies starting with release 001.
Overvoltage category/pollution degree				III/3
Terminal capacities Auxiliary and control circuits				
Solid		mm ²		1 x (0.5 - 2.5) 2 x (0.5 - 1.5)
Flexible with ferrule		mm ²		1 x (0.5 - 2.5) 2 x (0.5 - 1.5)
Solid or stranded		AWG		20 - 14
Terminal screw				M3.5

Tightening torque		Nm	1.2
Tools			
Pozidriv screwdriver		Size	2
Standard screwdriver		mm	1 x 6

Auxiliary power circuit

Rated insulation voltage	U_i	V	300
Rated insulation voltage	U_i	V	400
			Value applies starting with release 001.
Rated operational current	I_e	A	
AC--14			
Make contact			
300 V	I_e	A	3
380 V 400 V 415 V	I_e	A	3
			Value applies starting with release 001.
Break contact			
300 V	I_e	A	3
380 V 400 V 415 V	I_e	A	3
			Value applies starting with release 001.
AC-15			
Make contact			
220 V 230 V 240 V	I_e	A	3
300 V	I_e	A	1
380 V 400 V 415 V	I_e	A	1
			Value applies starting with release 001.
Break contact			
220 V 230 V 240 V	I_e	A	3
300 V	I_e	A	1
380 V 400 V 415 V	I_e	A	1
			Value applies starting with release 001.
Max. short-circuit protective device			
Fuse	gG/gL	A	6

Control circuit

Rated insulation voltage	U_i	V	240
Rated operational voltage	U_e	V	230
Pick-up and drop-out values		x U_e	0.85 - 1.1
Power consumption			
AC		VA	3.5
DC		W	2
Trip at approx.		Ω	3600
Recovery at approx.		Ω	1600
Sensor circuit			Sensor circuit parameters at U_S and +20 °C: max. Cable length to sensor 250m (not insulated) Total cold resistance $\sum R_K \leq 1500 \Omega$ - R_{T1-T2} (T1, T2 shorted): $I_{T1-T2} = 1.9 \text{ mA}$ - R_{T1-T2} (4 k Ω): $U_{T1-T2} = \text{max. } 3 \text{ V DC}$, $I_{T1-T2} = \text{max. } 0.8 \text{ mA}$ - R_{T1-T2} (T1, T2 open): $U_{T1-T2} = 5.1 \text{ V DC typ. (5.5 V DC max.)}$

Electromagnetic compatibility (EMC)

Electrostatic discharge (ESD)			
applied standard			IEC/EN 61000-4-2
Air discharge		kV	8
Contact discharge		kV	6
Electromagnetic fields (RFI)			
applied standard			IEC/EN 61000-4-3
		V/m	80 - 1000 MHz: 10 1.4 - 2 GHz: 3 2.0 - 2.7 GHz: 1
Radio interference suppression			EN 55011 Class B

Burst		kV	Supply cables: 2 Signal cables: 1 according to IEC/EN 61000-4-4
power pulses (Surge)			2 kV (symmetrical) 4 kV (asymmetrical) according to IEC/EN 61000-4-5
Immunity to line-conducted interference to (IEC/EN 61000-4-6)		V	10

Design verification as per IEC/EN 61439

Datos técnicos para la verificación del diseño			
Intensidad asignada de empleo para disipación térmica específica	I_n	A	0
Disipación térmica por polo, en función de la intensidad	P_{vid}	W	0
Disipación térmica del equipo, en función de la intensidad	P_{vid}	W	0
Disipación térmica estática, en función de la intensidad	P_{vs}	W	1.5
Capacidad de disipación térmica	P_{diss}	W	0
Temperatura ambiente mínima de funcionamiento		°C	-25
Temperatura ambiente máxima de funcionamiento		°C	60

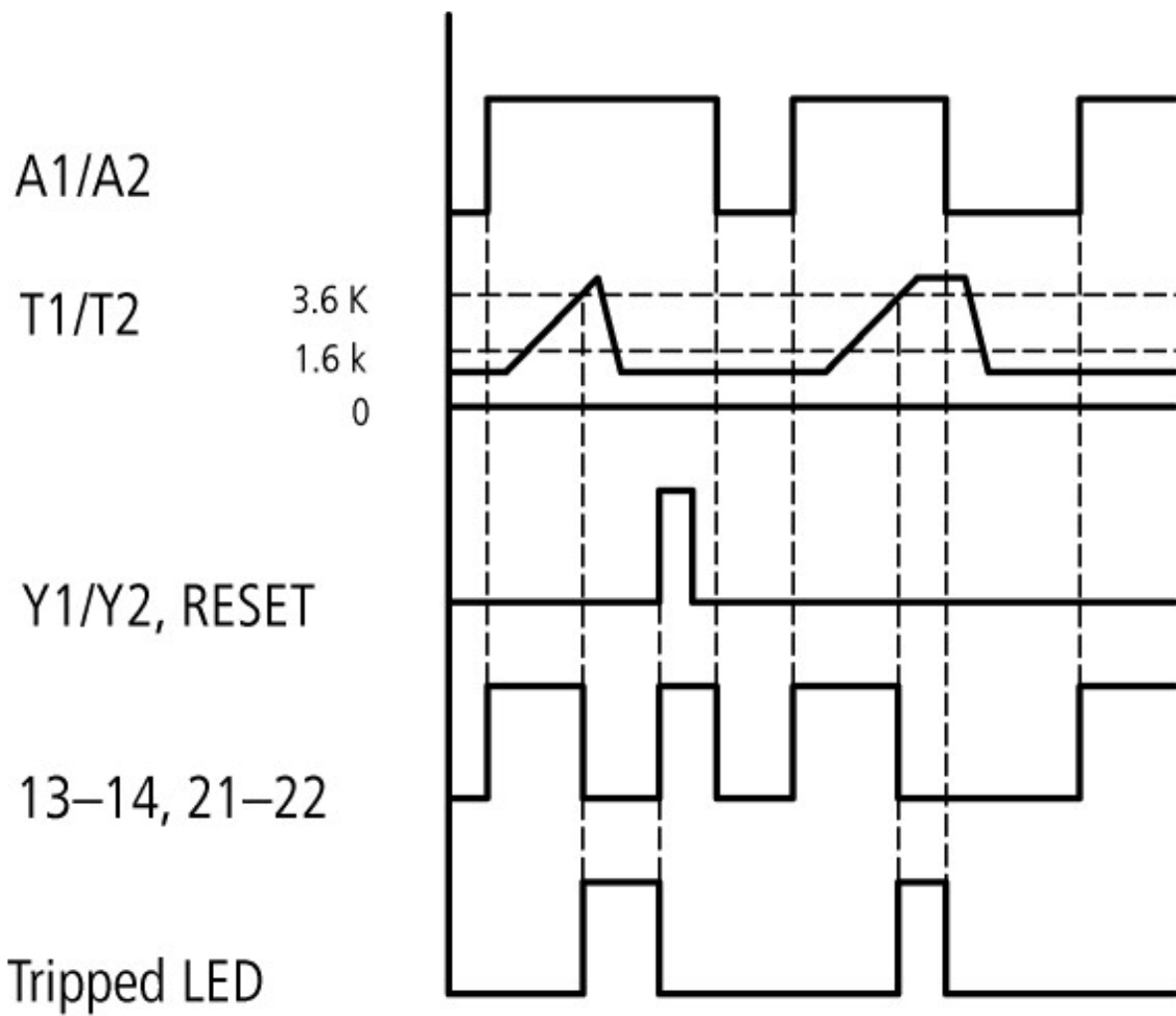
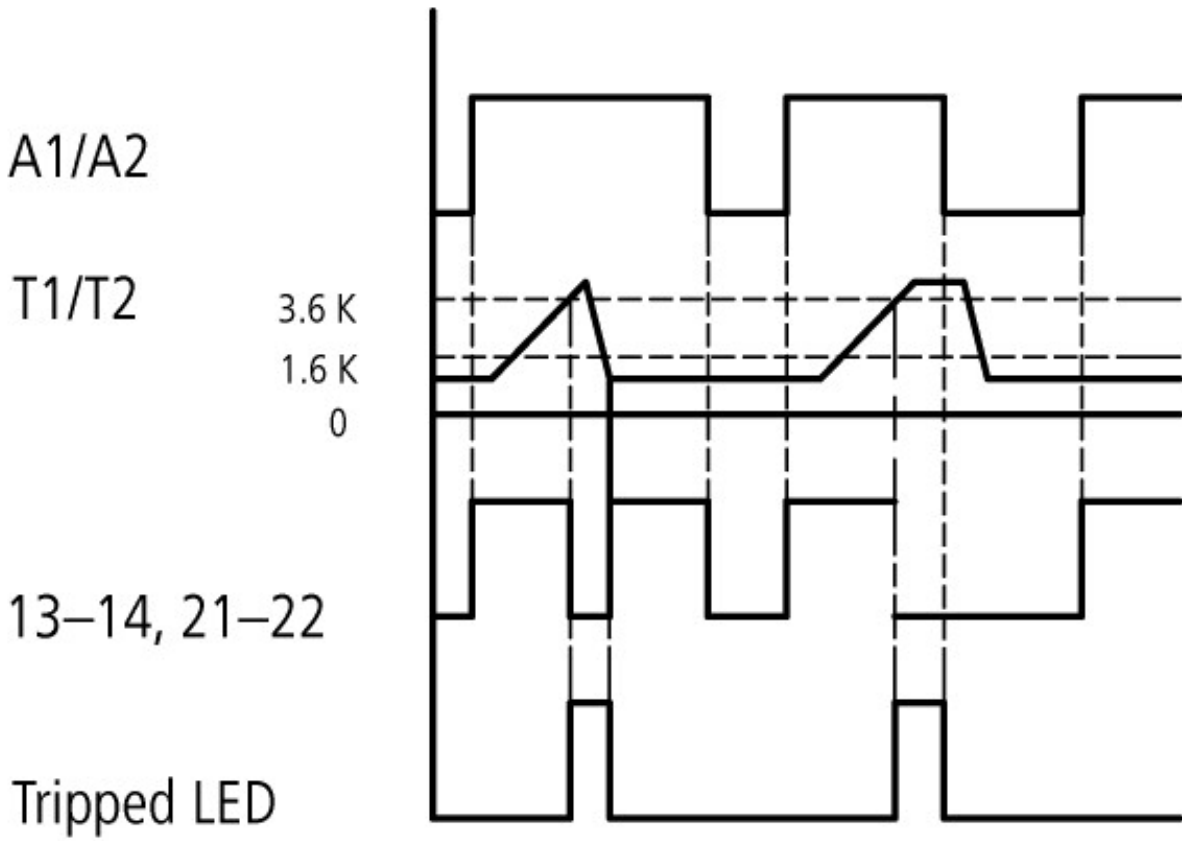
Technical data ETIM 7.0

Relés (EG000019) / Módulo de control de temperatura (EC001446)			
Tecnología electrónica, de automatización y de mando de procesos / Tecnología de conmutación de baja tensión / Unidad de control (tecnología de conmutación de baja tensión) / Unidad de control de temperatura (ecl@ss10.0.1-27-37-18-10 [AKF104014])			
Tipo de conexión de eléctrica			Conexión enroscada
Tensión de alimentación de nominal de control Us a CA 50HZ		Volt	230 - 230
Tensión de alimentación de nominal de control Us a CA 60HZ		Volt	230 - 230
Tensión de alimentación nominal Us en CC		Volt	0 - 0
Tipo de tensión para la activación			CA
Con abrazaderas desmontables			No
Número de circuitos de medida			1
Posible error de registro			No
Reinicio externo posible			Sí
Número de contactos como contacto normalmente cerrado			1
Número de contactos como contacto normalmente abierto			1
Número de contactos como contacto de intercambio			0
Anchura		Millimeter	23
Altura		Millimeter	83
Profundidad		Millimeter	103

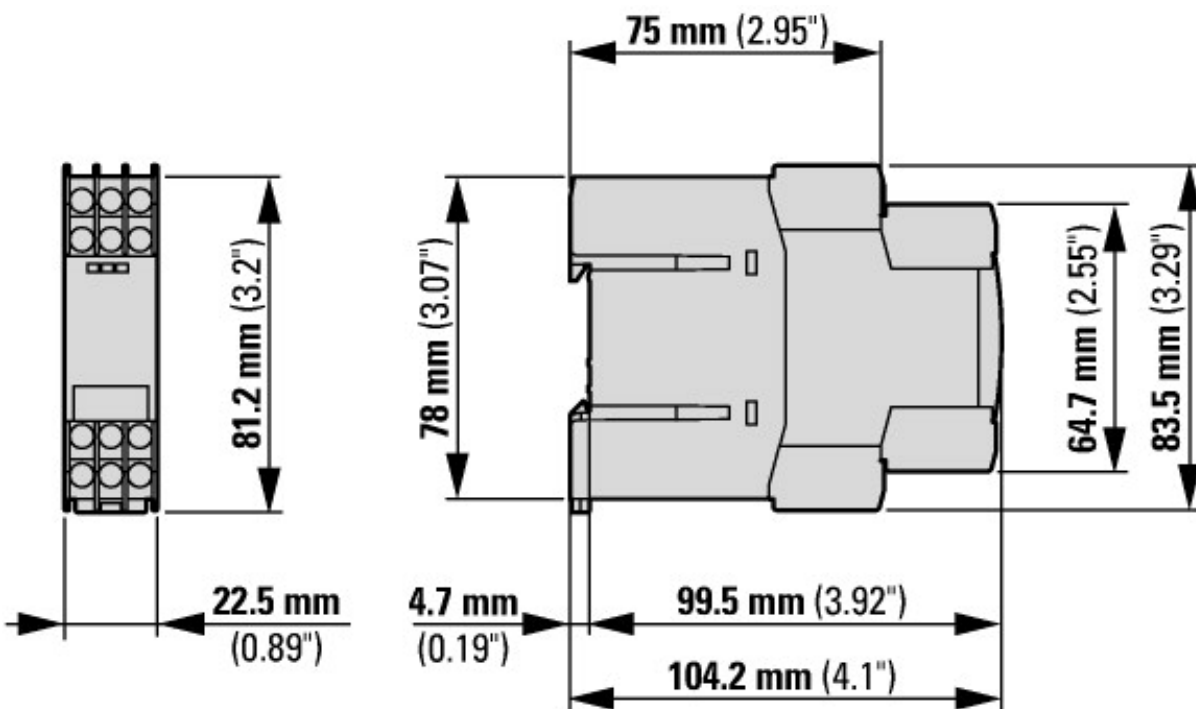
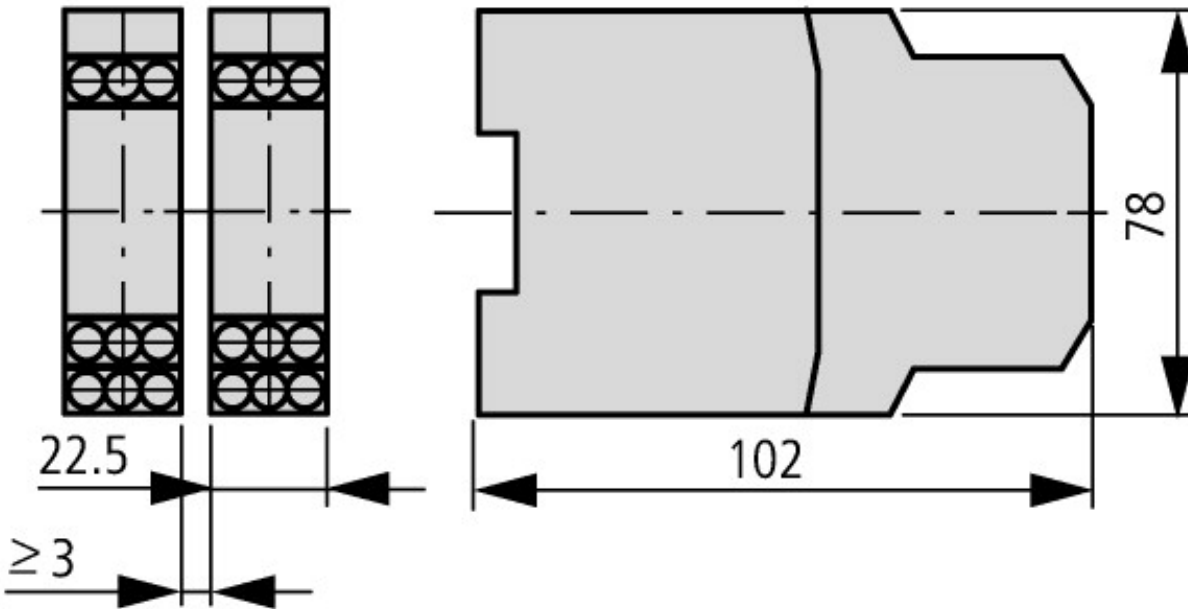
Approvals

Product Standards			UL 508; CSA-C22.2 No. 14; IEC/EN 60947-8; CE marking
UL File No.			E29184
UL Category Control No.			NKCR
CSA File No.			12528
CSA Class No.			3211-03
North America Certification			UL listed, CSA certified
Specially designed for North America			No
Max. Voltage Rating			600 V AC
Degree of Protection			IEC: IP20, UL/CSA Type: -

Characteristics



Dimensions



Applies to release 001 and higher

Additional product information (links)

IL03407100Z (AWA2327-1454) thermistor overload relay for machine protection

IL03407100Z (AWA2327-1454) thermistor overload relay for machine protection

https://es-assets.eaton.com/DOCUMENTATION/AWA_INSTRUCTIONS/IL03407100Z.pdf

MN03407006Z (AWB2327-1446) EMT6 machine protection relays - overload monitoring for machines in Ex e areas

MN03407006Z (AWB2327-1446) EMT6 machine protection relays - overload monitoring for machines in Ex e areas - Deutsch / English

https://es-assets.eaton.com/DOCUMENTATION/AWB_MANUALS/MN03407006Z_DE_EN.pdf

terminal markings and sensor circuit

<http://de.ecat.moeller.net/flip-cat/?edition=HPLTEv1&startpage=6.21>