



Touch panel, 24 V DC, 8.4z, TFTcolor, ethernet, RS485, profibus, SWDT, PLC



Part no. XV-152-E8-84TVRC-10
Catalog No. 166703
Alternate Catalog No. XV-152-E8-84TVRC-10
EL-Nummer (Norway) 4521137

Delivery program


Product range			XV150 8.4"
Product range			XV-152
Subrange			SmartWire-DT touch display with integrated controller (HMI PLC)
Function			SmartWire-DT coordinator
Description			XV150 touch display with PLC function for flush mounting plates
Description			Coordinator for the SmartWire-DT communications system
Common features of the model series			Ethernet interface USB device USB Host Slot for SD card UL508, cUL approvals
Display - Type			Color display, TFT
Touch-technology			Resistive-Touch
Number of colours			64 k Colours
Resolution		Pixel	VGA 640 x 480
Portrait format			yes
Screen diagonal		Inch	8.4
Model			Metal enclosure and front plate
Operating system			Windows CE 5.0 (licence incl.)
PLC-licence			PLC licence inclusive
License certificates for onboard interfaces			Not required
built-in interfaces			1 x Ethernet 10/100 Mbps 1 x RS485 1 x USB host 2.0 1 x USB device 1 x PROFIBUS/MPI 1 x SmartWire-DT
Front type			Standard front with standard membrane (fully enclosed)
Utilization			Flush mounting
Slots			for SD card: 1
Memory card automation			Optionally with SD card -> article no. 139807
Pluggable communication cards (optional)			no
Touch sensor			Glass with film
Heat dissipation		W	14.5
Connection to SmartWire-DT			yes

Technical data

Display

Display - Type			Color display, TFT
Screen diagonal		Inch	8.4
Resolution		Pixel	VGA 640 x 480
Visible screen area		mm	170 x 128
Number of colours			64 k Colours
Contrast ratio (Normally)			Normally 300:1
Brightness		cd/m ²	Normally 250
Back-lighting			LED dimmable via software
Service life of back-lighting		h	Normally 40000

Resistive touch protective screen			Touch sensor (glass with foil)
Operation			
Technology			Resistive-Touch 4 wire
Touch sensor			Glass with film
System			
Processor			RISC CPU, 32 Bit, 400 MHz
Internal memory			DRAM (OS, Program and data memory): 64 MByte NAND-Flash (can be used for data backup): approx. 64 MByte available NVRAM (Retain data): 125 kByte NOR-Flash: 2 MByte
External memory			SD Memory Card Slot: SDA Specification 1.00
Cooling			Fanless CPU and system cooling, natural convection-based passive cooling
Back-up of real-time clock			
Battery (service life)			non-replaceable, CR2032 soldered in
Backup (time at zero voltage)			Normally 10 years
Engineering			
Visualisation software			GALILEO EPAM XSOF-CODESYS-2 XSOF-CODESYS-3
PLC-Programming software			XSOF-CODESYS-2 XSOF-CODESYS-3
Target and web visualization			Yes
PLC-licence			PLC licence inclusive
Operating system			Windows CE 5.0 (licence incl.)
Interfaces, communication			
built-in interfaces			1 x Ethernet 10/100 Mbps 1 x RS485 1 x USB host 2.0 1 x USB device 1 x PROFIBUS/MPI 1 x SmartWire-DT
USB device			USB 2.0, not galvanically isolated
RS-232			no
RS-485			Yes
CAN			no
Profibus			Yes
Slots			for SD card: 1
SmartWire-DT master			Yes
Ethernet			100Base-TX/10Base-T
easyNet			no
MPI			Yes
Power supply			
Nominal voltage			24 V DC SELV (safety extra low voltage)
permissible voltage			Effective: 19.2-30.0 V DC (rated operating voltage -20%/+25%) Absolute with ripple: 18,0-31,2 V DC Battery powered: 18,0-31,2 V DC (rated operating voltage -25%/+30%) 35 V DC for a duration of < 100 ms
Voltage dips		ms	≤ 10 ms from rated voltage (24 V DC) 5 ms from undervoltage (19.2 V DC)
Power consumption	P _{max.}	W	12
Note on power consumption			Basic device USB Slave to USB Host: 2.5 Total: 9.5
Heat dissipation		W	14.5
Note on heat dissipation			Heat dissipation with power consumption for 24 V 12 W for basic device + 2.5 W for USB module
Current consumption	I	A	Continuous current = 0.6 (24 V DC)
Protection against polarity reversal			yes
Type of fuse			Yes (fuse not accessible)
Potential isolation			no potential isolation
General			
Housing material			Metal, anodized
Front type			Standard front with standard membrane (fully enclosed)

Dimensions (W x H x D)		mm	275 x 208 x 54
flush mounted			Clearance: W x H x D ≥ 30 mm (1.18") Inclination from vertical: ±45° (if using natural convection)
Weight		kg	2.1
Degree of protection (IEC/EN 60529, EN50178, VBG 4)			IP65 (at front), IP20 (at rear) Enclosure Type 4X (Indoor use only)
Approvals			
Approvals			cUL (UL508)
Explosion protection (according to ATEX 94/9/EC)			II 3D Ex II T70°C IP5x: Zone 22, Category 3D
shipping classification			DNV GL
			
Applied standards and directives			
EMC			(in relation to CE) EN 61000-6-2 EN 61000-6-4 EN 61131-2
Product standards			EN 50178 EN 61131-2
Security			EN 60950 UL 60950
Standards			Explosion protection (relevant for CE) ATEX 94/9/EG: Zone 22, Category 3D (II 3D Ex tc IIIC T70°C IP6x): IEC/EN 60079-0 IEC/EN 61241-0 IEC/EN 61241-1 Security: IEC/EN 60950 UL 508 Product standards: EN 50178 IEC/EN 61131-2 EMC /relevant for CE): IEC/EN 61000-6-2 IEC/EN 61000-6-4 IEC/EN 61131-2 IEC/EN 61000-6-3
Mechanical shock resistance		g	according to IEC 60068-2-27
Vibration			according to IEC/EN 60068-2-6
RoHS			conform

Environmental conditions

Climatic environmental conditions			
Air pressure (operation)		hPa	795 - 1080
Temperature			
Storage / Transport	θ	°C	-20 - +60
Operating ambient temperature min.		°C	0
Operating ambient temperature max.		°C	+ 50
Relative humidity			
Relative humidity			IEC/EN 50178 10 - 95%, non-condensing

Supply voltage U_{Aux}

Rated operational voltage	U_{Aux}	V	24 V DC (-20/+25%)
Residual ripple on the input voltage		%	≤ 5
Protection against polarity reversal			Yes
Max. current	I_{max}	A	3
Note			If contactors with a total power consumption > 3 A are connected, a power feeder module EU5C-SWD-PF1/2 has to be used.
Short-circuit rating			no, external fuse FAZ Z3
Potential isolation			No
Rated operating voltage of 24-V-DC slaves		V	typ. U_{Aux} - 0.2

Supply voltage U_{Pow}

Supply voltage	U_{Pow}	V	24 DC -20 % + 25 %
----------------	-----------	---	--------------------

Input voltage ripple		%	≤ 5
Protection against polarity reversal			yes
Rated current	I	A	0.7
Overload proof			yes
Inrush current and duration		A	12.5 A/6 ms
Heat dissipation at 24 V DC		W	1.0
Potential isolation between U _{pow} and 15 V SmartWire-DT supply voltage			No
Bridging voltage dips		ms	10
Repetition rate		s	1
Status indication		LED	yes

SmartWire-DT supply voltage

Rated operating voltage	U _e	V	14,5 ± 3 %
max. current	I _{max}	A	0.7
Note			If SmartWire-DT modules with a total power consumption > 0.7 A are connected, a power feeder module EU5C-SWD-PF2 has to be used.
Short-circuit rating			Yes

Connection supply voltages

Connection type			Push in terminals
Solid		mm ²	0.2 - 1.5
Flexible with ferrule		mm ²	0.25 - 1.5 (AWG 24 - 16)
UL/CSA solid or stranded		AWG	24 - 16

SmartWire-DT network

Station type			SmartWire-DT master
Number of SmartWire-DT slaves			99
Baud Rates		kBd	125 250
Address allocation			automatic
Status indication			SmartWire-DT master LED: red/green Configurations LED: red/green
Connections			Plug, 8-pole
Plug connector			Blade terminal SWD4-8MF2

Design verification as per IEC/EN 61439

Technical data for design verification			
Rated operational current for specified heat dissipation	I _n	A	0
Heat dissipation per pole, current-dependent	P _{vid}	W	0
Equipment heat dissipation, current-dependent	P _{vid}	W	0
Static heat dissipation, non-current-dependent	P _{vs}	W	14.5
Heat dissipation capacity	P _{diss}	W	0
Operating ambient temperature min.		°C	0
Operating ambient temperature max.		°C	50
IEC/EN 61439 design verification			
10.2 Strength of materials and parts			
10.2.2 Corrosion resistance			Meets the product standard's requirements.
10.2.3.1 Verification of thermal stability of enclosures			Meets the product standard's requirements.
10.2.3.2 Verification of resistance of insulating materials to normal heat			Meets the product standard's requirements.
10.2.3.3 Verification of resistance of insulating materials to abnormal heat and fire due to internal electric effects			Meets the product standard's requirements.
10.2.4 Resistance to ultra-violet (UV) radiation			Please enquire
10.2.5 Lifting			Does not apply, since the entire switchgear needs to be evaluated.
10.2.6 Mechanical impact			Does not apply, since the entire switchgear needs to be evaluated.
10.2.7 Inscriptions			Meets the product standard's requirements.
10.3 Degree of protection of ASSEMBLIES			Meets the product standard's requirements.
10.4 Clearances and creepage distances			Meets the product standard's requirements.
10.5 Protection against electric shock			Does not apply, since the entire switchgear needs to be evaluated.
10.6 Incorporation of switching devices and components			Does not apply, since the entire switchgear needs to be evaluated.
10.7 Internal electrical circuits and connections			Is the panel builder's responsibility.

10.8 Connections for external conductors		Is the panel builder's responsibility.
10.9 Insulation properties		
10.9.2 Power-frequency electric strength		Is the panel builder's responsibility.
10.9.3 Impulse withstand voltage		Is the panel builder's responsibility.
10.9.4 Testing of enclosures made of insulating material		Is the panel builder's responsibility.
10.10 Temperature rise		The panel builder is responsible for the temperature rise calculation. Eaton will provide heat dissipation data for the devices.
10.11 Short-circuit rating		Is the panel builder's responsibility.
10.12 Electromagnetic compatibility		Is the panel builder's responsibility.
10.13 Mechanical function		The device meets the requirements, provided the information in the instruction leaflet (IL) is observed.

Technical data ETIM 7.0

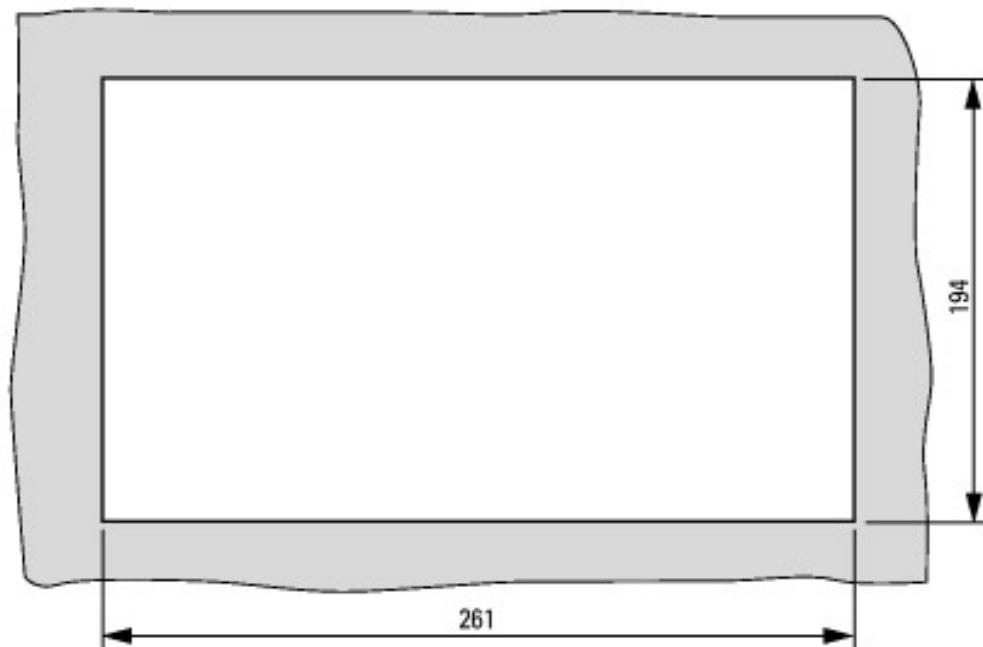
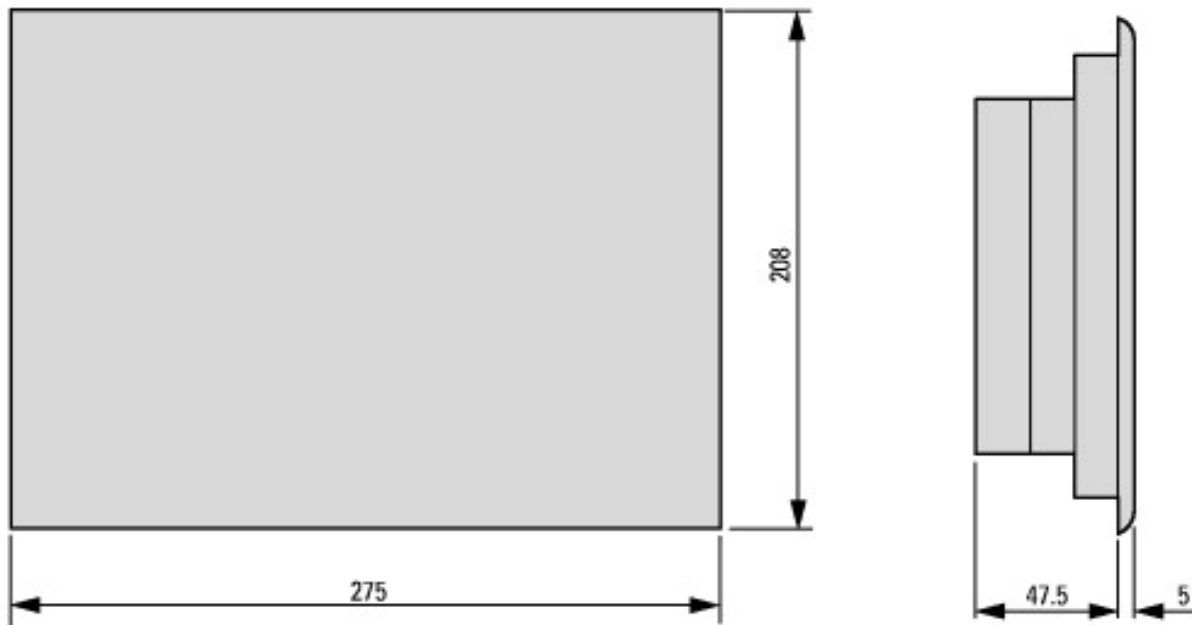
PLC's (EG000024) / Graphic panel (EC001412)		
Electric engineering, automation, process control engineering / Display and control component / Panel (HMI) / Graphic panel (HMI) (ecl@ss10.0.1-27-33-02-01 [AFX016003])		
Supply voltage AC 50 Hz	V	0 - 0
Supply voltage AC 60 Hz	V	0 - 0
Supply voltage DC	V	20.4 - 28.8
Voltage type of supply voltage		DC
Number of HW-interfaces industrial Ethernet		1
Number of interfaces PROFINET		0
Number of HW-interfaces RS-232		0
Number of HW-interfaces RS-422		0
Number of HW-interfaces RS-485		1
Number of HW-interfaces serial TTY		0
Number of HW-interfaces USB		2
Number of HW-interfaces parallel		0
Number of HW-interfaces Wireless		0
Number of HW-interfaces other		2
With SW interfaces		Yes
Supporting protocol for TCP/IP		Yes
Supporting protocol for PROFIBUS		Yes
Supporting protocol for CAN		No
Supporting protocol for INTERBUS		No
Supporting protocol for ASI		No
Supporting protocol for KNX		No
Supporting protocol for MODBUS		Yes
Supporting protocol for Data-Highway		No
Supporting protocol for DeviceNet		No
Supporting protocol for SUCONET		No
Supporting protocol for LON		No
Supporting protocol for PROFINET IO		No
Supporting protocol for PROFINET CBA		No
Supporting protocol for SERCOS		No
Supporting protocol for Foundation Fieldbus		No
Supporting protocol for EtherNet/IP		Yes
Supporting protocol for AS-Interface Safety at Work		No
Supporting protocol for DeviceNet Safety		No
Supporting protocol for INTERBUS-Safety		No
Supporting protocol for PROFI-safe		No
Supporting protocol for SafetyBUS p		No
Supporting protocol for other bus systems		Yes
Radio standard Bluetooth		No
Radio standard WLAN 802.11		No
Radio standard GPRS		No
Radio standard GSM		No

Radio standard UMTS		No
IO link master		No
Type of display		TFT
With colour display		Yes
Number of colours of the display		65.536
Number of grey-scales/blue-scales of display		0
Screen diagonal	inch	8.4
Number of pixels, horizontal		640
Number of pixels, vertical		480
Useful project memory/user memory	kByte	64
With numeric keyboard		Yes
With alpha numeric keyboard		Yes
Number of function buttons, programmable		0
Number of buttons with LED		0
Number of system buttons		1
Touch technology		Resistive touch
With message indication		Yes
With message system (incl. buffer and confirmation)		Yes
Process value representation (output) possible		Yes
Process default value (input) possible		Yes
With recipes		Yes
Number of password levels		200
With printer output		Yes
Number of online languages		100
Additional software components, loadable		Yes
Degree of protection (IP), front side		IP65
Degree of protection (NEMA), front side		4X
Operation temperature	°C	0 - 50
Rail mounting possible		No
Wall mounting/direct mounting		No
Suitable for safety functions		No
Width of the front	mm	275
Height of the front	mm	208
Built-in depth	mm	47

Approvals

Product Standards		UL508, cULus; IEC/EN 61131-2, CE
UL File No.		E205091
UL Category Control No.		NRAQ
CSA File No.		UL report applies to US and Canada
CSA Class No.		-
North America Certification		UL listed, certified by UL for use in Canada
Current Limiting Circuit-Breaker		No
Degree of Protection		IEC:IP20, UL/CSA Type: open type

Dimensions



Additional product information (links)

SmartWire-DT product range catalog	http://ecat.moeller.net/flip-cat/?edition=SWKAT&startpage=10
Technical data	http://ecat.moeller.net/flip-cat/?edition=SWKAT&startpage=40
f1=1454&f2=1242&f3=1773;Download Software GALILEO	http://applications.eaton.eu/sdlc?LX=11&amp
Product overview (WEB)	http://www.eaton.eu/xv